

Friedrich Balck und Gertraud Engelsing

## Radiaesthetic Observations with Technical Devices - Practical Experience and Applications -

Supplement to the seminar for continuing education in Höchst, held on 25th October, 2014

At the seminar in Höchst, which, unfortunately, was accompanied by somewhat rainy weather, the relationship between geopathic and geomantic structures and electric smog was demonstrated.

### Basic research

Instead of underground aquifers and related structures, which are not directly visible and which usually do not remain constant with time, artificial situations involving flowing water in hoses have been investigated in the present work. The use of technical instruments and devices offers definite advantages for examining the physical background of the problem under consideration and for training one's extended senses: Technical devices can be conveniently switched on and off, and can also be arbitrarily positioned as required. The artificial structures which result from the use of such devices can be influenced as dictated by experimental requirements and are thus 'conceivable'. In the present work, the usually linear motion (flow) of water has been supplemented by light which propagates in optical fibres. In the chapter on 'moving matter', curved,



spiral, or helical paths for flowing water, as well as loops and coils of electric cables have been investigated. Unfortunately, no suitable instruments are available for measuring the effects on humans.

For radiaesthetes, however, a useful means of investigating the effects on humans is the determination of the reaction distance (RA).

### Man and sensory perception

Approximately one person in five is characterised by extended sensory perception and is thus capable of perceiving structures which emanate from geopathic objects, such as flowing water, geological faults and dislocations, grids, or technical devices.

Some of these sensitive persons require certain auxiliary devices, such as dousing rods or tensors, for improving their perception. Others do not need any such devices and simply observe these structures by "seeing", perceiving, or even "hearing".

For installations in buildings intended for long-term use (residential, occupational, and particularly bedrooms), special attention should be paid to geopathic structures, since they may prove to be detrimental to human health, especially over extended periods. During the interim, however, extensive experience has shown that technical devices, either alone or in combination with geopathic structures, can cause unfavourable effects on human health, such as increased physical stress.

### Figure 01

*Experimentation in the garden of the cloister in Höchst, October 2014:*

*A tripod with a quadrupole capacitor is located over a grid crossing. With an alternating voltage at 220 Hz on the capacitor plates, the effect on the grid is perceptible over the entire meadow.*

### Structures

The mutual relationships between objects and the associated structures in the form of “subtle matter” can be visualised by a comparison with the structures associated with objects moving on the surface of water at rest. From experience, for instance, it is well known that a ship generates waves as it passes. These waves continue to be observable long after the passage of the ship, and the associated wave field can be considerably larger than the ship which generated it.

The behaviour associated with small rotating objects is similar. The associated perceptible structures are much larger than the objects which generate them.

For ensuring the observability of the structures, the experiments must be performed with very weak excitation and in an environment which is free of electric smog. Consequently, many of the experiments were performed in a garden.

In the case of periodic excitations, such as the electromagnetic or acoustic frequencies generated by technical devices, the effect on human beings is especially pronounced if these excitation frequencies are in the range of brain frequencies.

### Structures associated with moving matter

#### Water flowing through a pipe or hose

With the use of simple devices, the effect of an “aquifer” can be conveniently simulated. An ordinary garden hose which allows a sufficiently high throughput rate is well suited for the purpose (figure 2). The hose can be routed in the form of a straight line, a meander, or a spiral, for instance. Simple or multiple crossings of the hose, with or without spacers in between, can cause the generation of perceptible structures associated with a “water crossing”.

If the hose is placed on a wooden support, its axis can be oriented horizontally or vertically. In this manner, the spatial arrangement of the structures under, above, and around the hose can also be varied.

A sprinkling system with a thin hose 6 mm in diameter is available from shops and stores where gardening equipment and supplies are sold. The device can be connected to a standard




Figure 02

Hoses with flowing water, artificial aquifers:

- a) Thin hose on a wooden board, accessible structures
- b) Hose in the form of a meander, different perceptible qualities on the left and right loops
- c) Garden hose with spacers
- d) Triple crossing

(1/2 in) garden hose by means of an appropriate reducing valve. The flow rate is high, but the water consumption is comparatively low, and the cost of the experiment is therefore also low. As an alternative for further decreasing the water consumption, an electric pump can be employed for circulating the water. However, such a pump is an additional source of interference during the experiments.

Experience has shown that the flow rate decisively affects the intensity of the resulting perceptible structures, rather than the volume of water.

In the case of a long, straight section of hose, counterclockwise and clockwise polarised zones are arranged in series with a spacing of about three metres. Jiri Polivka has defined the term “water cracker” for this configuration.

In the case of meanders and spirals, the rotational sense of the loops affects the perceptible quality of the structures. In accordance with Feng Shui, the effects are different for bends in a river to the right or left (figure 2b).

#### **Fibre optics**

An optical conductor usually consists of a glass fibre with a plastic covering. Plastic optical fibres are also available. Fibre-optical cables are employed for high-speed transmission of data. A red laser with a special optical system was employed for the experiments (figure 3). With this device, the light is bunched and guided into the fibre. However, even an ordinary laser pointer would have sufficed for the purpose. With optical conductors of this kind, effects similar to those observed with water flowing through a hose also occur.

#### **YinYang configuration**

If two spirals with opposite rotational sense are combined, the resulting structure approximates the shape of the YinYang symbol (figure 4).

Objects of this kind can also be bent with the use of fibre-optical devices (in this case, plastic fibres). The structure of helical economy lamps is analogous.

The perceptible structures which emanate from YinYang objects quickly grow as a function of time and thus attain a propagation velocity of several metres per second.

During outdoor experiments, structures with a spatial extent of more than a hundred metres were observed after a few minutes of operation.

#### **LED lamps**

With the application of modern LED lighting technology, not only visible light is obtained. Invisible, but perceptible, structures are also generated. These structures emanate from both sides of the semiconductor element, that is, from the front and back. The nature of these structures has not yet been elucidated. The extension in space can amount to several metres, and the nature of these structures has not yet been explained. The extension of the structures in space can amount to several metres, and they penetrate granite, lead, iron, and concrete (figure 5). As demonstrated by an experiment with four persons, a small LED



*Figure 03  
Light guides (fibre optics) combined with a laser light source:*

*a) Fibre-optical cable in the form of a meander, different perceptible qualities on the left and right loops*

*b) End of the cable in the form of a spiral: different perceptible effects with spirals of left and right helicity*



lamp (blue) operating with only 3 per cent of the maximal current strength still exerts a pronounced effect on bodily fields, even behind 60 cm of concrete. The average value of the reaction distance for all participants increased from 0.5 m to 1.5 m. For the spiritual body, the distance decreased from around 6 m to 4.5 m.

#### LED lamps and water

If water is exposed to the light beam from an LED flashlight, the quality of the water deteriorates within one minute after the beginning of exposure. The number of Bovis units decreases considerably.

#### Crossed light beams and crossed radio aerials

As in the case of two crossed jets of water (figure 6), similar perceptible structures are also generated by crossed beams of light.

Pertinent examples include the following: Sunlight and two mirrors, two flashlights with incandescent lamps, two crossed lasers, as well as two crossed radio aerials at an oblique angle to one another.

All of these objects evidently generate vortices in "subtle" matter, just as two jets of water



Figure 04

Yin-Yang objects:

- a) Thin copper pipe with flowing water
- b) Plastic optical fibre with a laser light source
- c) Helical economy lamp

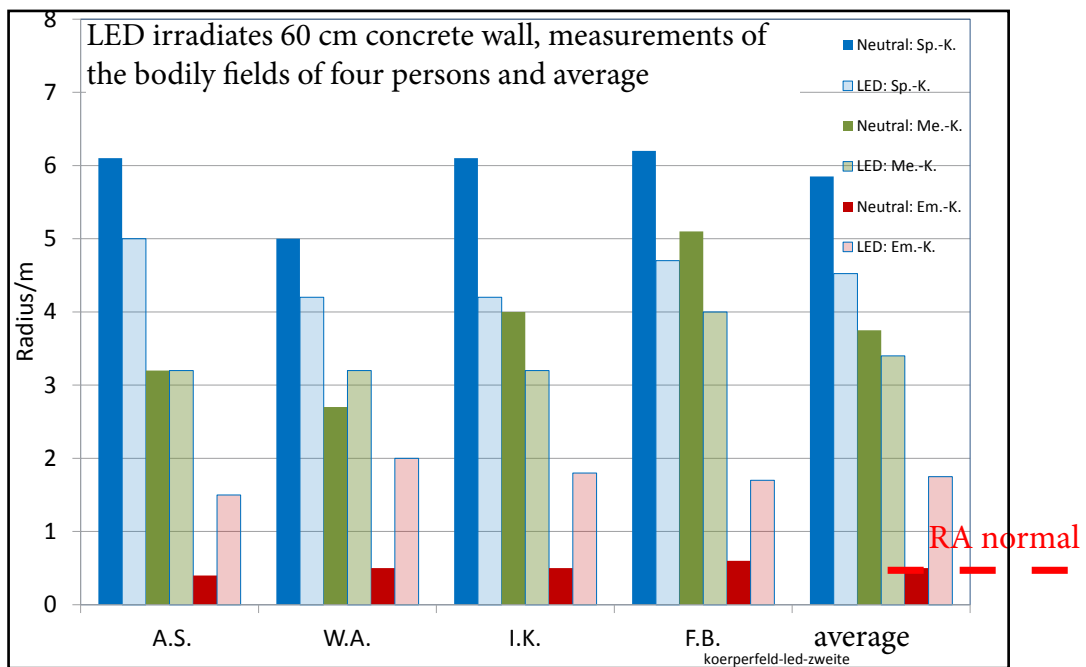
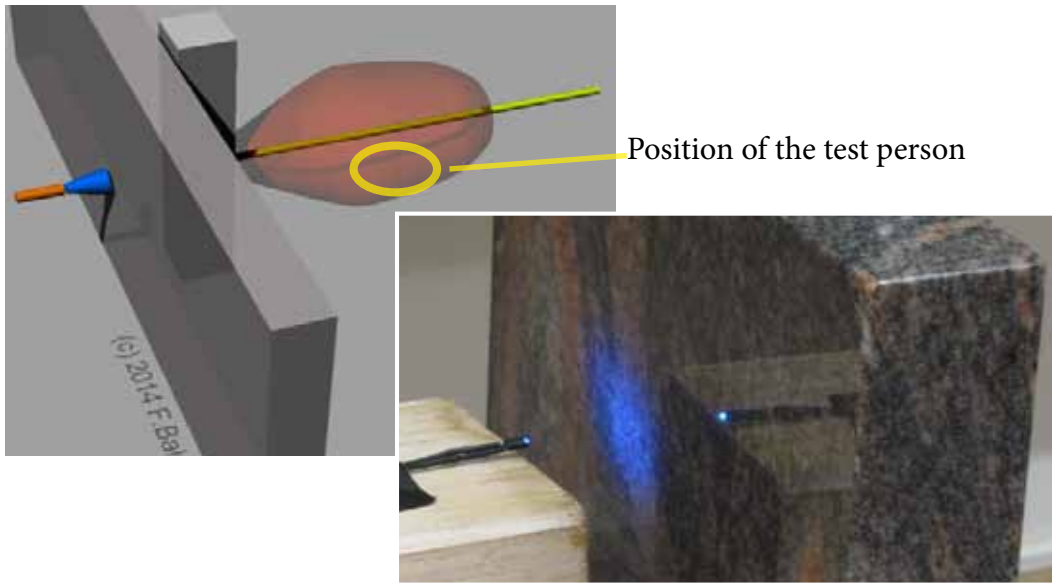


Figure 05  
 Penetration of a concrete wall or granite block by the effect of an LED lamp  
 a) Determination of the reaction distance for test persons behind 60 cm of concrete  
 b) Dimensions of three bodily fields for four persons at a neutral location and under the influence of an LED lamp: spiritual body (SpB),

mental body (MeB), and emotional body (EmB), (RA: reaction distance)

Average values:

SpB: decrease from 5.8 m to 4.5 m

MeB: remains constant

EmB: increase from 0.4 m to 1.7 m

generate vortices in the surrounding air. If the light beams or radio aerials are oriented parallel to one another, these perceptible structures disappear.

#### **Rotating masses**

For this experiment, a Bakelite (a synthetic phenol-formaldehyde resin) disc is driven by an electric motor (figure 7). The rotational speed is continuously adjustable up to about 1200 min<sup>-1</sup>, and the sense of rotation is reversible. Perceptible structures are generated even at a low rotational speed, and their diameter increases to several metres. The structures become even larger with increasing rotational speed. A decided difference is perceptible between clockwise and counterclockwise rotation. With this arrangement, a dowser would be able to calibrate with reference to 'left polarised' and 'right polarised' states. These experiments confirm the observation that decided differences exist between left and right polarisation in the real world.

#### **Equipment for recommended experimentation:**

Several gramophone records, a hexagonal wooden pencil (for use as a shaft 7 mm in diameter), and a battery-powered turn-screw at low rotational speed

#### **Rotating voltage sources and rotating magnets**

A 1.5 V flashlight cell or a flat bar magnet is mounted on the shaft of a geared motor which can rotate at a very low speed (figure 8). The transmission gear can be set to various rotational speeds: 0.3; 1, 3, and 10 min<sup>-1</sup>.

If the source (flashlight cell or bar magnet) is stationary, a double torus is present above the mid-plane of the respective source. If rotation occurs, the dimensions of the double torus change. Furthermore, the double torus grows or shrinks in correspondence with the sense of rotation and with the polarity of the flashlight cell or bar magnet. The behaviour of the second double torus below the mid-plane is exactly opposite.

#### **Rotating fields: rotating electric and magnetic fields**

During the preceding experiments with the flashlight cell and the bar magnet, the field was generated by a rotating object. For the present experiments, in contrast, the object serving as source is stationary, and the rotating fields are generated with two phase-shifted alternating voltages of the same frequency. For this purpose, four capacitor plates or four induction coils are employed (figure 9). In correspondence with the preset phase difference, the field rotates clockwise or counterclockwise.

The perceptible structures thus generated are similar to those which occurred during the preceding experiments with rotating objects. Reversing the sense of rotation also affects the perceptible qualities.

#### **Waveguides**

With the use of fibre-optical cables, the behaviour of a glass fibre as a waveguide is utilised for transmitting optically coded data over long distances. Such a glass fibre is shown in figure 12. In this case, light from a green laser is introduced into the end of a fibre and emanates as a weak glow over the entire length of the fibre.

Geopathic and geomantic zones also behave as waveguides. Information is introduced at one point and can be found at many other points.

These zones transport "information" from technical devices of metal or plastic over distances up to 20 metres. The device itself can be located at an arbitrary site over the structure concerned. A coil of copper wire situated over an aquifer, a geological fault, or a grid amplifies the intensity considerably (figure 11).

#### **Electrical appliances over aquifers**

Even passive devices amplify the intensity.

For such effects, it is not necessary for the device concerned to be electrically active. The effect is especially pronounced if the device includes components consisting of materials with internal mechanical stresses (due to cold working or stretching). With a coil of copper wire (not connected to the electric power mains) over an aquifer, the reaction distance of



Figure 06

*Crossed water jets or light beams*

*a) Two water jets: Water jets entrain the surrounding air. The current of air flows around the corner between the acute angles to the left and right. Vortices are formed in the air.*

*b) Light beams from two flashlights with incandescent lamps*

*c) Two bundles or bunches of reflected sunlight*

*d) Cross-line laser, two laser beams at a right angle*

*e) Walkie-talkie aerials at an acute angle to one another*

*Observation: Similar perceptible structures are formed with all of these objects. However, if the beams are directed in parallel with one another, the structures disappear.*



Figure 07

*Rotating plastic disc (Bakelite)*

*Continuous adjustment of the rotational speed up to about 1200 min<sup>-1</sup>*



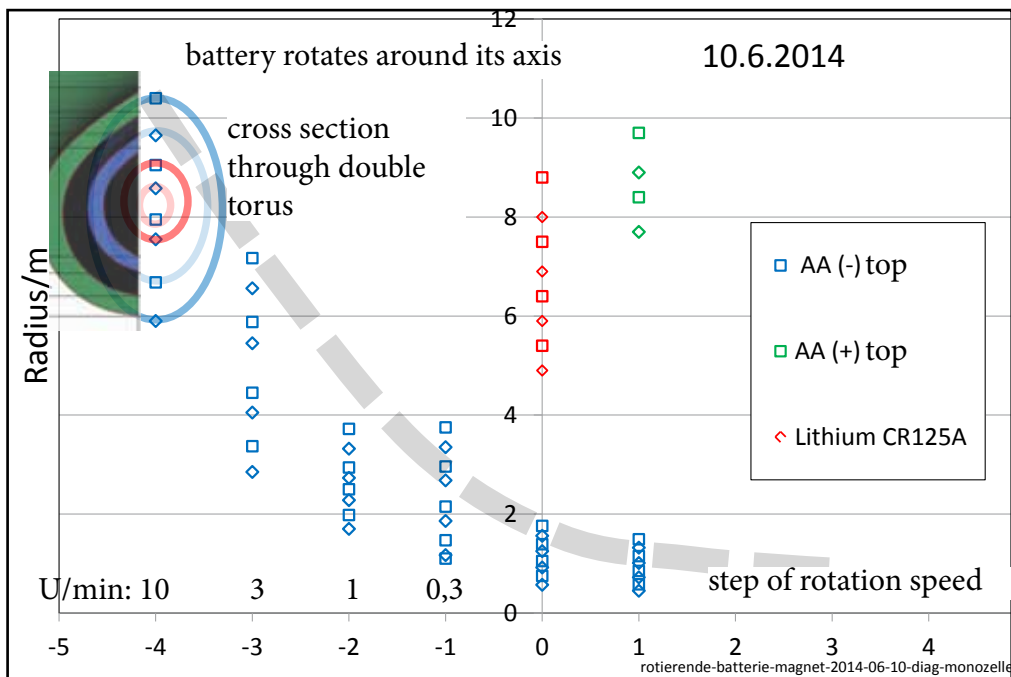





Figure 08 (left):

Rotating objects with electric and magnetic fields

a) An AAA 1.5 V flashlight monocell rotates extremely slowly on a motor with an adjustable transmission gear at  $\pm 10$ ; 3; 1; and  $0.3 \text{ min}^{-1}$ . The positive pole (above) is connected to the housing, the negative pole to the shaft of the motor.

b) A flat ferrite bar magnet rotates about its magnetic axis.

c) The perceptible structures include toroidal elements: two double tori.

d) The dimensions of the upper torus group (eight radii each) depend on the rotational speed and direction of rotation.

Rotational speeds: 10; 3; 1; and  $0.3 \text{ min}^{-1}$

Figure 09 (right):

Rotating electric and magnetic fields (rotating fields)

a) Four aluminium plates are arranged as two mutually perpendicular capacitors. Each pair of plates is connected to an alternating voltage source. If both alternating voltages are of the same frequency, but with a phase shift of  $\pm 90$  degrees, a rotating electric field is generated. The sign of the phase shift determines the direction of rotation.

b) Four induction coils are connected pairwise. With two mutually phase-shifted alternating voltages, a rotating magnetic field can be generated.



a test person can be further impaired:

Neutral location 0.4 m

Over an aquifer 0.8 m

With a coil over an aquifer 1.0 m

Coils of copper wire are present in many domestic appliances:

Washing machines, clothes driers, circulation pumps in heating systems, refrigerators, heat pumps, television sets, computers, door bells, transformers, quartz-controlled clocks with analog dial, etc.

If the **appliances are actively connected** with the 230 V electric power mains, the effect is more pronounced (figure 10). Even an

extension cord which is not connected to any appliance but connected to the electric power mains increases the reaction distance if it crosses the zone concerned. In fact, even an extension cord which is not connected to the electric power mains can exert an unfavourable influence, if it is routed over an aquifer. If an electrical appliance, such as a hot-water kettle, is now connected to the end of the cable directly over the zone concerned, and the power is switched on, the influence becomes even more pronounced. The reaction distance increases even further if the appliance is situated over the crossing of two aquifers. In fact, the effect of the active appliance can even be transmitted


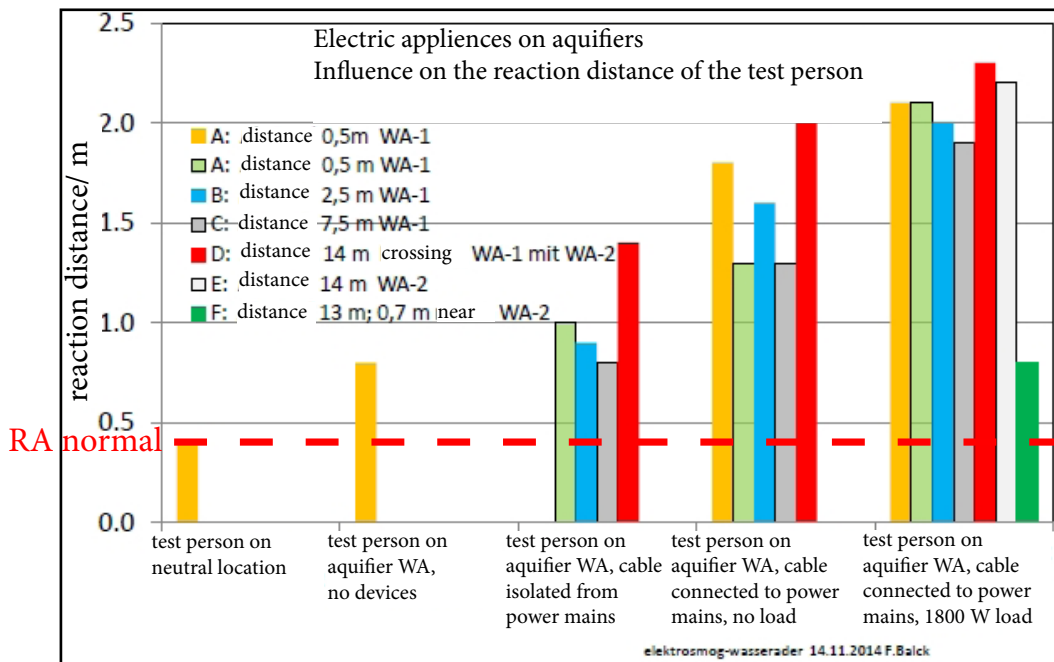
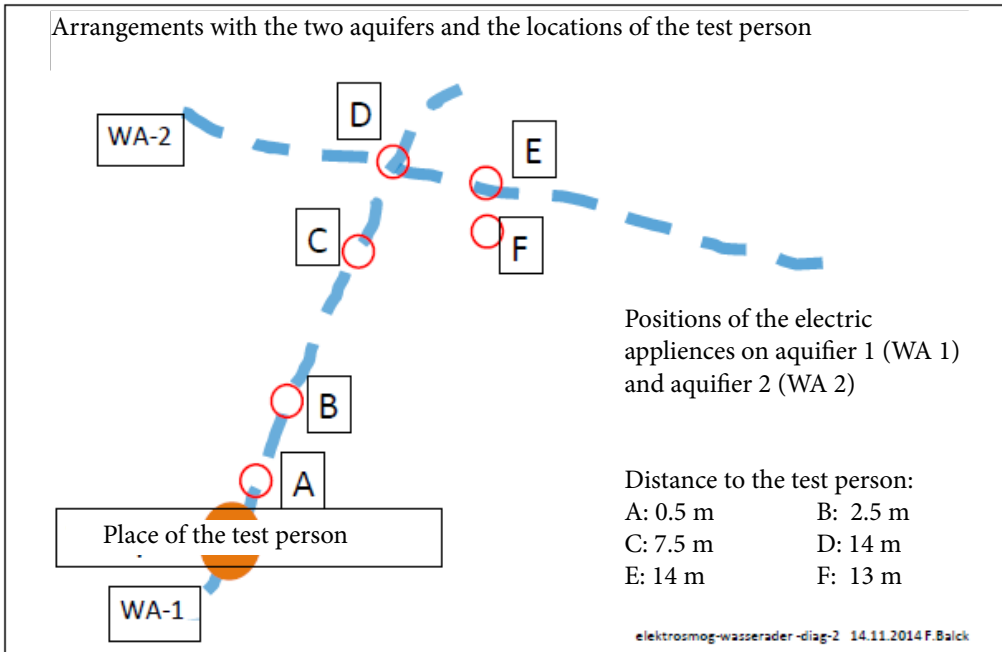


Figure 10  
 Electric smog and aquifers  
 a) Yellow: edges of an aquifer  
 White: scale for measuring the reaction distance  
 Shoes: location of the test person  
 b) An extension cord or an electric hot-water kettle has been placed at various points of an aquifer.  
 c) The electric hot-water kettle is located at the crossing of two aquifers. The distance to the test person is 14 m.



- d) The arrangements with the two aquifers and the locations of the test person and the extension cord or electric hot-water kettle are indicated in the sketch.
- e) The reaction distance is indicated for the positions of the extension cord or electric hot-water kettle A to F for the devices, either switched on or off, or completely isolated from the power mains. In this case, the test person is standing on the aquifer WA-1. During the previous measurement, the test person was standing at a neutral location.

through the crossing from one aquifer to the other aquifer over which the test person is standing.

**Result: As waveguides, the aquifers are coupled to the crossing points.**

### Electromagnetic waves with special frequencies and wave forms

During the experiments performed in the garden of the cloister in Höchst, the structures generated by artificial rotating electric or magnetic fields (figure 1 and figure 9) over grid crossings (Hartmann and Curry) were shown to propagate over considerable distances (up to 20 metres).

For this purpose, the capacitive and inductive transmitters (capacitors and induction coils) were operated at a frequency of 220 Hz.


Similar effects are caused by timing processes in the low-frequency range in cordless telephones (DECT) and wireless computer networks (WLAN), albeit at different frequencies. The electromagnetic waves from the power-supply units of economy lamps, LED lamps, and computers, as well as the moving parts of hard discs, can also penetrate into geopathic zones and thus cause increased stress for humans.

The results of all experiments indicate that various other situations should be avoided, in addition to aquifers. If at all possible, electrical appliances or other types of "aerials", such as candlesticks, should not be positioned over aquifers.

### Results

Important results of research based on the authors' own experiments performed during recent years include the following. This is only a partial list, however:

- The experimental results indicate the existence of "subtle" matter.
- Some objects at rest are surrounded by invisible structures consisting of such subtle matter.
- Moving objects generate additional structures, and some of these structures have a greater extension in space.
- Technical devices influence the subtle matter. Such devices alter existing



*Figure 11*  
*A copper coil over an aquifer increases the reaction distance.*  
*A copper coil (without any electrical connection) and a test person are located over an aquifer (WA).*

- structures and generate further structures.
- Humans react to structures in subtle matter and to variations of the structures with time.
- Aquifers and grids behave as waveguides.
- Certain types of structures, such as double helices, double tori, double clubs, Maltese crosses, as well as simple tori, occur repeatedly.
- The structures vary with the flow rate and rotational speed, as well as with cosmic influences.
- These structures apparently consist of paired subtle masses.

Our experiments at the seminar in Höchst should provide a further incentive to pay more attention to the effects of the increasing application of technology in our environment, and especially to the effects on humans. With our physical experiments and the results



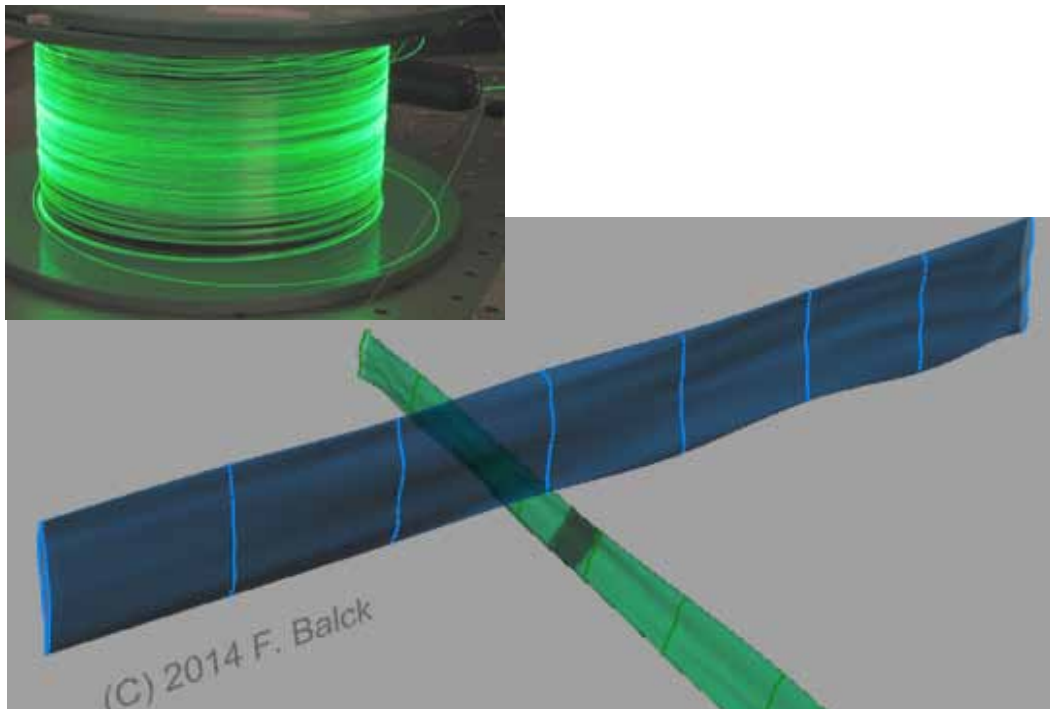


Figure 12

a) Wave guide I

Optical fibres also conduct light along curved paths. However, a small portion of the light (green light) penetrates to the exterior.

b) Wave guide II

Aquifers behave analogously. They conduct electric smog and distribute it further outward along their path.



Figure 13

Cordless telephone and water: Even the water flowing in a very thin hose causes bodily stress in combination with a cordless telephone (DECT). The decisive factor is not the quantity, but rather the flow rate.

of measurements performed by means of perception and radiaesthetic devices, we hope to contribute to the research on the structures which dowzers can find with such certainty. The physical nature of the structures involved, however, has not yet been adequately elucidated.

We would be grateful for further suggestions, reports on experiences, and criticism.

The figures presented during the lecture are available under:

[www.biosensor-physik.de/biosensor/seminar-odenwald-2014.pdf](http://www.biosensor-physik.de/biosensor/seminar-odenwald-2014.pdf)

The authors' addresses:

Dr. Friedrich Balck  
Siebensternweg 2  
38678 Clausthal-Zellerfeld  
[www.biosensor-physik.de](http://www.biosensor-physik.de)

Gertraud Engelsing  
Lindelbergweg 15  
91338 Igendorf  
[gertraud.engelsing@freenet.de](mailto:gertraud.engelsing@freenet.de)